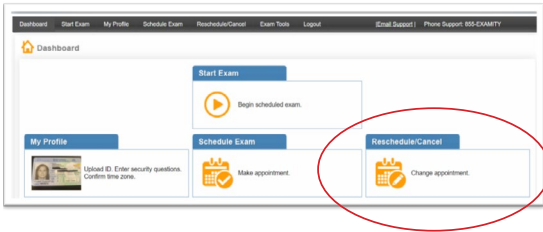


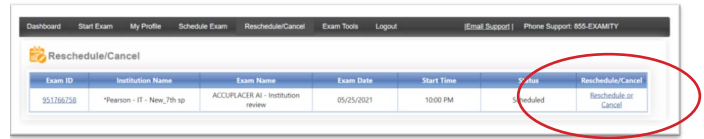
# Taking ACCUPLACER Exams with Examity

## Reschedule your existing exam appointment with Examity in 3 easy steps

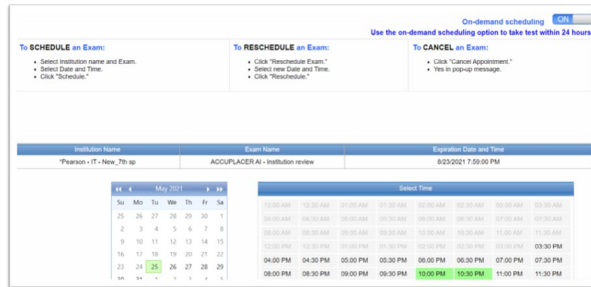
1. Sign into the Examity Dashboard and navigate to the Reschedule/Cancel tab



2. Select the Reschedule/Cancel button for the exam you want to reschedule

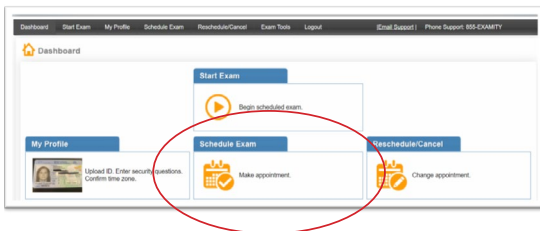


3. Select and confirm the desired exam appointment time

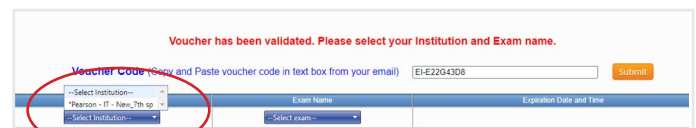


## Schedule a new exam appointment with Examity in 3 easy steps

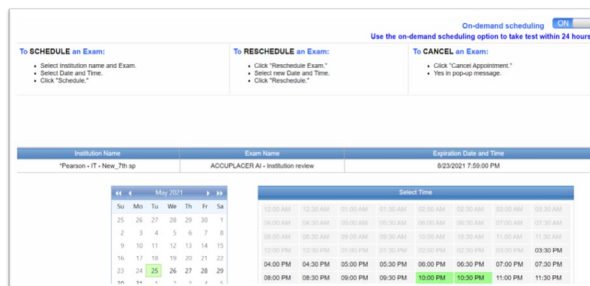
1. Sign into the Examity Dashboard and navigate to the Schedule tab



2. Enter your voucher code and click "confirm". Once your voucher is validated, you can select your institution and exam from the drop-down menu



3. Select and confirm the desired exam appointment time



Additional Support: <https://www.examity.com/features/accuplacer/students/>